

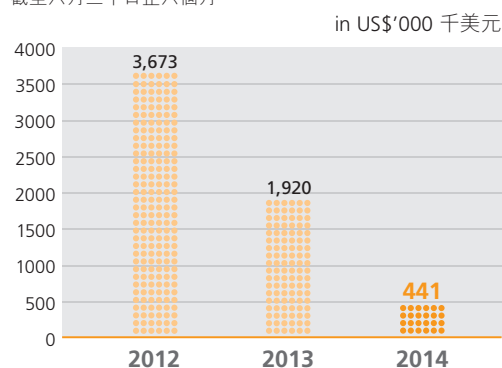
Financial Highlights

財務摘要

		Unaudited six months ended 30 June 未經審核 截至六月三十日止六個月		
		2014 二零一四年 US\$'000 千美元	2013 二零一三年 US\$'000 千美元	Change 變動
Revenue	收益	152,705	166,956	(8.5)%
Gross profit	毛利	23,959	24,916	(3.8)%
Profit for the period	期內溢利	42	1,521	(97.2)%
Profit attributable to owners	擁有人應佔溢利	441	1,920	(77.0)%
Basic earnings per share		0.03 US cents 美仙	0.13 US cents 美仙	
Diluted earnings per share		0.03 US cents 美仙	0.13 US cents 美仙	
Interim dividend proposed per share		– US cents 美仙	0.101 US cents 美仙	
Total dividends paid and proposed per share		– US cents 美仙	0.246 US cents 美仙	

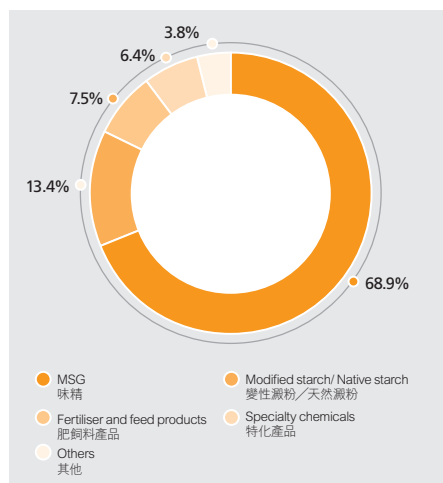
PROFIT/(LOSS) ATTRIBUTABLE TO OWNERS 擁有人應佔溢利／（虧損）

Six months ended 30 June
截至六月三十日止六個月



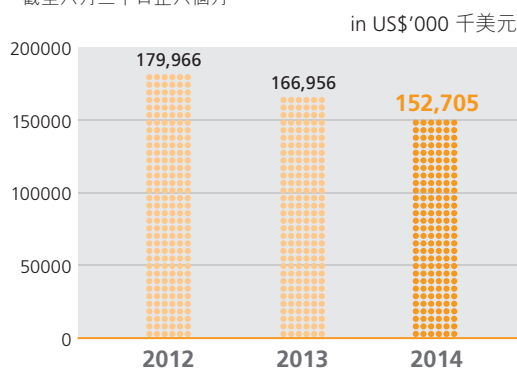
REVENUE BY PRODUCTS 按產品分類之收益

Six months ended 30 June 2014
截至二零一四年六月三十日止六個月



REVENUE 收益

Six months ended 30 June
截至六月三十日止六個月



REVENUE BY GEOGRAPHIC LOCATION 按地區分類之收益

Six months ended 30 June 2014
截至二零一四年六月三十日止六個月

